

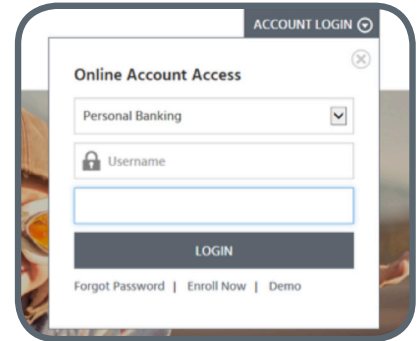


GETTING STARTED

STEP 01

Create an Account

On the home page, click **Online Account Access**, and then select **“Enroll Now”**



Enroll

The Date of Birth should be entered as MM/DD/YYYY. The Social Security Number can be entered with or without dashes. The PIN is your last four digits of SSN or your Telephone Banking password if one has already been established. If you have problems enrolling, please call Customer support at (855) 256-7328.

Type of account *

Account number *

Social Security Number *

PIN *

First name *

Last name *

STEP 02

Enroll – Enter Identification Information

Fill in required fields and click ‘Begin enrollment.’

Additional verification

First verification question: Which of the following VEHICLE MODELS have been registered at the following address 9400 BRAUN RD?

First answer *

Second verification question: Which of the following is/was your PHONE NUMBER?

Second answer *

Third verification question: In which of the following years did you graduate high school?

Third answer *

Fourth verification question: In what STATE was your SOCIAL SECURITY NUMBER issued?

Fourth answer *

* Indicates required field

STEP 03

Confirm your Identity

To ensure the security of your account, we’ll need to confirm your identity. If you are having problems enrolling, please contact customer support at (855) 256-7328.

Establish credentials

Your password must be a minimum of 8 characters and a maximum of 17 characters in length, at least 1 alpha, 1 numeric, and 1 special character (@,!,.,\$). The password is case sensitive.

New username *

New password *

Confirm password *

* Indicates required field

STEP 04

Establish Log In Credentials

Once you have agreed to the terms and conditions, select your **Username** and **create a Password**.



GETTING STARTED

STEP 05

Set Up Challenge Questions

The Layered Authentication is a security feature designed to protect the privacy and security of your personal information. The Challenge Questions/Answers are used to identify you and prevent unauthorized access to your information.

Set up challenge questions

First challenge question *

First answer *

Second challenge question *


Second answer *

Third challenge question *

Third answer *

Don't challenge me again on this device.

* Indicates required field



Mobile banking enrollment

STEP 06


Mobile Enrollment

Two ways to enroll! Select enroll through online banking, sign up and install SBCP Mobile to start using. Or, you can download SBCP Mobile and enroll directly through your device.

STEP 07

Enrollment Complete

Welcome to the Home page, from here you can review your account balances and activity, transfer funds, pay bills, set up Alerts, Open a New Account and sign up for eStatements.



Home Accounts Transfer Budget Add eStatements

Home

Accounts

JUNIOR SAVINGS XX3075	Current balance \$26.43	Recent <input type="button" value="v"/>
---------------------------------	-----------------------------------	---