

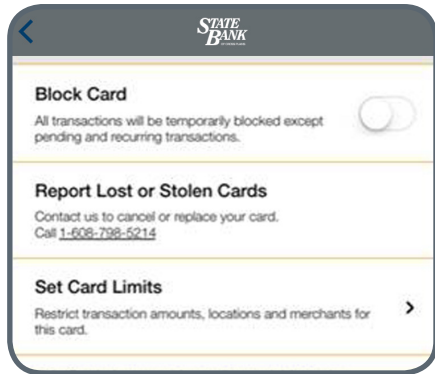
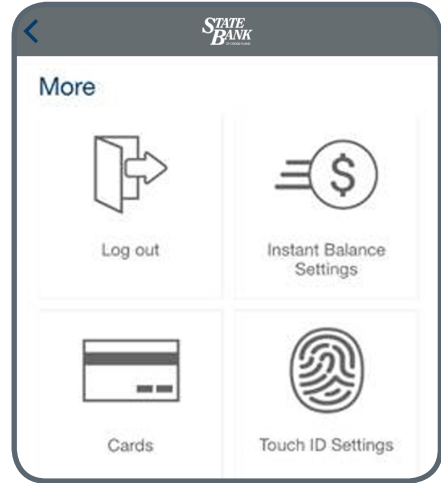


## SBCPMobile App

### SBCPMOBILE APP OVERVIEW

#### Quick Access

- Instant Balance – when activated in the more tab, you can view account balances right from the login screen. No password, no waiting.
- Touch ID/Fingerprint Login Settings – easily log in using your fingerprint or facial recognition when enabled.
- Find a Location or ATM – You can find the nearest location or ATM from almost anywhere.



#### Manage My Cards

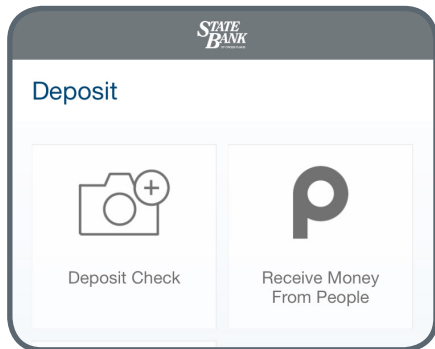
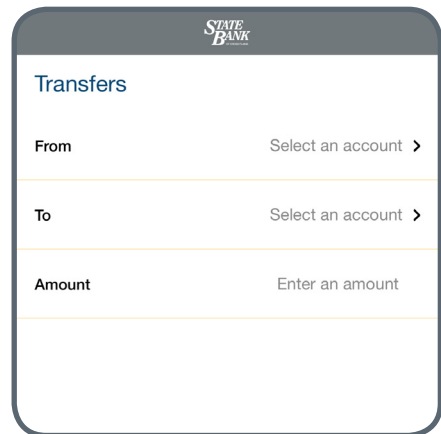
Puts you in control of your debit card usage.

- Turn your card “off” if it’s lost or stolen.
- Set limits on the dollar amount.
- Define area where your card can be used.

#### Payments & Transfers

The “Transfer Money” option lets you move funds from one account to another. You can pay your bills in a few simple steps by selecting “Payments.” Or you can pay someone straight from your mobile device by selecting Popmoney.®

*Note: Bill Payment enrollment needs to be completed within online banking prior to using in SBCPMobile.*



#### Deposit

You can also deposit a check like you’re snapping a photo.

- Deposit a check simply and securely.
- Request money easily from a person or a group with just their email or mobile numbers.